

# 2020-21 Texas Academic Performance Report (TAPR)

District Name: HURST-EULESS-BEDFORD ISD

Campus Name: SOUTH EULESS EL

Campus Number: 220916108


2021 Accountability Rating: Not Rated: Declared State of Disaster

This page is intentionally blank.





Texas Education Agency  
2020-21 STAAR Performance (TAPR)



6108) - H

ellation of

and 201

School  
Year State Distric

ican  
ican Hisp

Pacific  
Two  
or  
More  
Pages (C

Non-  
Continu-

EB/

(Curren

&

At M de Level


























Texas Education Agency  
 2020-21 Graduation Profile (TAPR)  
 SOUTH EULESS EL (220916108) - HURST-EULESS-BEDFORD ISD - TARRANT COUNTY

	Campus Count	Campus Percent	District Count	State Count
Graduates(2019-20 Annual Graduates)				
Total Graduates	-	-	1,595	360,220
<b>By Ethnicity:</b>				
African American	-	-	305	44,729
Hispanic	-	-	-	-



TheB\*is no data for this campus.

Texas Education Agency  
2020-21 CCMR-Related Indicators (TAPR)  
SOUTH EULESS EL (220916108) - HURST-EULESS-BEDFORD ISD - TARRANT COUNTY

There is no data for this campus.



Texas Education Agency  
2020-21 Other Postsecondary Indicators (TAPR)  
SOUTH EULESS EL (220916108) - HURST-EULESS-BEDFORD ISD - TARRANT COUNTY

There is no data for this campus.

Texas Education Agency  
 2020-21 Student Information (TAPR)  
 SOUTH EULESS EL (220916108) - HURST-EULESS-BEDFORD ISD - TARRANT COUNTY

Student Information	Membership				Enrollment			
	Campus		District	State	Campus		District	State
	Count	Percent			Count	Percent		
Total Students	657	100.0%	22,884	359,040	657	100.0%	22,962	371,586
Students by Grade:								
Early Childhood Education	0	0.0%	0.4%	0.3%	0	0.0%	0.7%	0.4%
Pre-Kindergarten	27	4.1%	2.4%	3.7%	27	4.1%	2.4%	3.7%
Kindergarten	74	11.3%	7.1%	6.7%	74	11.3%	7.1%	6.7%
Grade 1	91	13.9%	7.3%	7.1%	91	13.9%	7.3%	7.1%
Grade 2	94	14.3%	7.3%	7.1%	94	14.3%	7.3%	7.1%
Grade 3	93	14.2%	7.3%	7.1%	93	14.2%	7.3%	7.1%
Grade 4	94	14.3%	7.2%	7.2%	94	14.3%	7.2%	7.2%
Grade 5	92	14.0%	7.7%	7.4%	92	14.0%	7.7%	7.4%
Grade 6	92	14.0%	7.8%	7.7%	92	14.0%	7.8%	7.7%
Grade 7	0	0.0%	7.7%	7.9%	0	0.0%	7.7%	7.8%
Grade 8	0	0.0%	7.9%	7.9%	0	0.0%	7.9%	7.9%
Grade 9	0	0.0%	7.8%	8.1%	0	0.0%	7.8%	8.1%
Grade 10	0	0.0%	7.4%	7.8%	0	0.0%	7.4%	7.8%
Grade 11	0	0.0%	7.5%	7.2%	0	0.0%	7.5%	7.2%
Grade 12	0	0.0%	7.1%	6.8%	0	0.0%	7.1%	6.8%
Ethnic Distribution:								
African American	158	24.0%	20.7%	12.7%	158	24.0%	20.6%	12.7%
Hispanic	160	24.4%	31.1%	52.9%	160	24.4%	31.0%	52.9%
White	176	26.8%	31.6%	26.5%	176	26.8%	31.6%	26.5%
American Indian	1	0.2%	0.3%					

Texas Education Agency  
2020-21 Student Information (TAPR)  
SOUTH EULESS EL (220916108) - HURST-EULESS-BEDFORD ISD - TARRANT COUNTY

Student Information	Membership				Enrollment			
	Campus		District	State	Campus		District	State
	Count	Percent			Count	Percent		
Homeless	25	3.8%	2.2%	1.1%	25	3.8%	2.2%	1.1%
Immigrant	44	6.7%	5.0%	2.0%	44	6.7%	5.0%	2.0%
Migrant	0	0.0%	0.0%	0.3%	0	0.0%	0.0%	0.3%
Title I	657	100.0%	44.2%	64.5%	657	100.0%	44.3%	64.5%
Military Connected	15	2.3%	2.2%	2.7%	15	2.3%	2.2%	2.7%
At-Risk	334	50.8%	43.7%	49.2%	334	50.8%	43.6%	49.1%
Students by Instructional Program:								
Bilingual/ESL Education	150	22.8%	17.2%	21.0%	150	22.8%	17.2%	20.9%
Gifted and Talented Education	17	2.6%	6.7%	8.3%	17	2.6%	6.7%	8.3%
Special Education	91	13.9%	10.8%	11.1%	91	13.9%	11.1%	11.3%
Students with Disabilities by Type of Primary Disability:								
Total Students with Disabilities	91							
By Type of Primary Disability								
Students with Intellectual Disabilities	24	26.4%	38.8%	42.5%				
Students with Physical Disabilities	26	28.6%	22.3%	21.3%				
Students with Autism	26	28.6%	19.2%	14.1%				
Students with Behavioral Disabilities	15	16.5%	18.7%	20.6%				
Students with Non-Categorical Early Childhood	0	0.0%	1.0%	1.5%				
Mobility (2019-20):								
Total Mobile Students	74	11.8%	14.2%	13.8%				
By Ethnicity:								
African American	29	4.6%	4.5%	2.8%				
Hispanic	13	2.1%	4.3%	7.1%				
White	19	3.0%	3.4%	3.1%				
American Indian	0	0.0%	0.0%	0.1%				
Asian	4	0.6%	0.7%	0.4%				
Pacific Islander	5	0.8%	0.4%	0.0%				
Two or More Races	4	0.6%	0.8%	0.4%				
Count and Percent of Special Ed Students who are Mobile	11	10.4%	18.4%	16.5%				
Count and Percent of EB Students/EL who are Mobile	11	8.9%	15.4%	13.6%				
Count and Percent of Econ Dis Students who are Mobile	48	11.8%	17.7%	16.0%				
Student Attrition (2019-20):								
Total Student Attrition	123	20.1%	22.2%	16.6%				

Texas Education Agency  
2020-21 Student Information (TAPR)  
SOUTH EULESS EL (220916108) - HURST-EULESS-BEDFORD ISD - TARRANT COUNTY

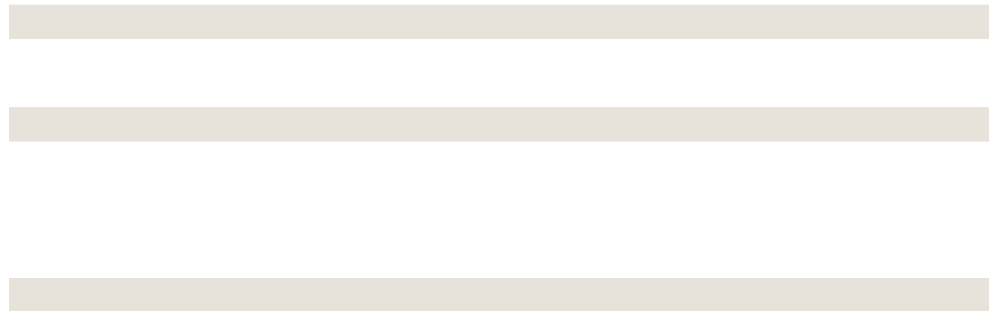
Student Information	--Non-Special Education Rates--			---Special Education Rates---		
	Campus	District	State	Campus	District	State
Retention Rates by Grade:						
Kindergarten	0.0%	3.6%	1.4%	0.0%	7.9%	4.8%
Grade 1	1.3%	1.6%	1.9%	0.0%	4.1%	3.2%
Grade 2	2.7%	1.3%	1.0%	0.0%	1.9%	1.4%
Grade 3	0.0%	0.5%	0.5%	0.0%	0.0%	0.6%
Grade 4	0.0%	0.3%	0.3%	0.0%	0.0%	0.4%
Grade 5	1.2%	0.5%	0.2%	0.0%	0.4%	0.3%
Grade 6	1.2%	0.3%	0.2%	0.0%	0.0%	0.3%
Grade 7	-	0.2%	0.3%	-	0.5%	0.3%
Grade 8	-	0.8%	0.2%	-	1.1%	0.4%
Grade 9	-	1.2%	4.7%	-	3.2%	7.8%

Class Size Averages by Grade and Subject  
(Derived from teacher responsibility records):

Class Size Information	Campus	District	State
Elementary:			
Kindergarten	17.3	19.5	17.7
Grade 1	21.5	20.2	18.0
Grade 2	21.5	20.2	18.0
Grade 3	21.9	20.6	18.2
Grade 4	20.6	18.2	18.3
Grade 5	20.6	19.8	19.8
Grade 6	21.6	23.5	19.4
Secondary:			
English/Language Arts	-	17.6	15.7
Foreign Languages	-	19.3	17.8
Mathematics	-	20.4	16.9
Science	-	20.6	17.9
Social Studies	-	22.1	18.3

Texas Education Agency  
 2020-21 Staff Information (TAPR)  
 SOUTH EULESS EL (220916108) - HURST-EULESS-BEDFORD ISD - TARRANT COUNTY

Staff Information	----- Campus -----			
	Count/Average	Percent	District	State
Total Staff	59.4	100.0%	100.0%	100.0%
Professional Staff:	50.6	85.3%	68.4%	64.3%
Teachers	41.3	69.5%	54.5%	49.6%
Professional Support	7.4	12.4%	9.7%	10.6%
Campus Administration (School Leadership)	2.0	3.4%	2.8%	3.0%
Educational Aides:	8.7	14.7%	8.0%	10.6%
Librarians and Counselors (Headcount):				
Full-time Librarians	1.0	n/a	25.0	4,290.0
Part-time Librarians	0.0	n/a	0.0	582.0
Full-time Counselors	1.0	n/a	44.0	3,211.0
Part-time Counselors	0.0	n/a	0.0	1,126.0
Total Minority Staff:	24.6	41.4%	31.3%	51.5%
Teachers by Ethnicity:				
African American	3.0	7.3%	6.4%	11.1%
Hispanic	5.0	12.1%	13.7%	28.4%
White	27.3	66.1%	76.1%	56.9%
American Indian	1.0	2.4%	0.7%	



Texas Education Agency  
 2020-21 Staff Information (TAPR)  
 SOUTH EULESS EL (220916108) - HURST-EULESS-BEDFORD ISD - TARRANT COUNTY

	----- Campus -----			
Staff Information	Count/Average	Percent	District	State
Number of Students per Teacher	15.9	n/a	15.8	14.5

Staff Information	Campus	District	State
Experience of Campus			

\_\_\_\_\_

\_\_\_\_\_

\_\_\_\_\_

\_\_\_\_\_

\_\_\_\_\_

Texas Education Agency  
2020-21 Staff Information (TAPR)  
SOUTH EULESS EL (220916108) - HURST-EULESS-BEDFORD ISD - TARRANT COUNTY

- Indicates there are no students in the group.
- \* Indicates results are masked due to small numbers to protect student confidentiality.
- \*\* When only one student disability or assessment group is masked, then the second smallest student disability or assessment group is masked regardless of size.
- n/a Indicates data reporting is not applicable for this group.
- ? Indicates that the data for this item were statistically improbable or were reported outside a reasonable range.

Link to: [PEIMS Financial Standard Reports 2019-20 Financial Actual Report](#)

(To open link in a new window, press the "Ctrl" key and click on the link.)